



VIDYA BHARTI PARAM COMPUTER



Step By Step

VIDYA BHARTI

School Computer Series

From Basics

1

AUTHORS: Balbir Singh
Smita Sharma
Renu

PARAM COMPUTER

1

Name

School

Class Section Roll No.

Address

Ph. No.

2nd Edition

Author and Editor

BALBIR SINGH

GITA NIKETAN AWASIYA VIDHYALAYA

SMITA SHARMA

SMB GITA SR. SEC. SCHOOL, NARAYANGARH

RENU

GITA VIDYA MANDIR, SHAHABAD



Vidya Bharti Uttar Kshetar

Narayan Bhawan, Gita Niketan Parisar, Salarpur Road, Kurukshetra-136118



01744-259941



vbukprakashan@gmail.com, vbukkr@yahoo.co.in



vbukprakashan.com

Preface

This book '**Vidya Bharti Param Computer**' deals with the child friendly IT learning skills. The sole purpose of this series is to make the learning of Computer interesting and comprehensive for the young beginners.

Writing this book made me think a lot more than the material it covers, I considered different innovative ways to present the material and different design method. The language used to explain the contents is simple and lucid. Its practical approach towards the subject will make the computer learning a wonderful experience for the children. Colourful illustrations enhance the feel of learning computers even during their theory class.

In a nut shell, this series is totally dedicated to computer education of the primary students. Initially, when the task of writing the books was assigned by the revered **Sh. Surinder Attri ji and Sh. Ravi Kumar ji** it was like a herculean task but by dint of efforts made by my colleagues it became possible to produce these books. We will welcome suggestions and feedback from the readers and teachers for further improvement of the series.

BALBIR SINGH

HOD

MCA,MA (ECO, EDU.), B.ED, NET(EDU)

GITA NIKETAN AWASIYA VIDYALAYA, KURUKSHETRA

Contents

S.No.	Chapter Name	Page No.
1.	Know your Computer	01
2.	Parts of Computer	04
3.	Use of Computer	08
4.	Monitor Output Device	11
5.	Pointing Device (Mouse)	14
6.	Input Device (Keyboard)	16
7.	Familiar with paint	21
8.	Tux Paint	24

Lesson-1

Know your Computer

As you know that:-

We are familiar about A for apple, B for ball,
can you guess about C

Yes! 'Teacher'

C for Computer

Yes! very smart

This is a Computer



This is a Laptop Computer



In the same way.....

A computer is also a machine.

It runs on electricity.

A computer can do many things.

Let us see, what does a computer do.

I am a smart machine

I can work very fast

I never make mistakes.

I never get tired.

I can store many things like words, numbers & pictures.


I work when I get orders from you.



Activity:-



Colour the picture of computer



Lab Activity:



1. Take them to the computer lab.
2. Familiar with the computer.
3. How to work on computer.



Monitor



Looks like a T.V. Screen.

Keyboard



Is an input device.

Mouse



Is a pointing output device

C.P.U.

(Central Processing Unit)

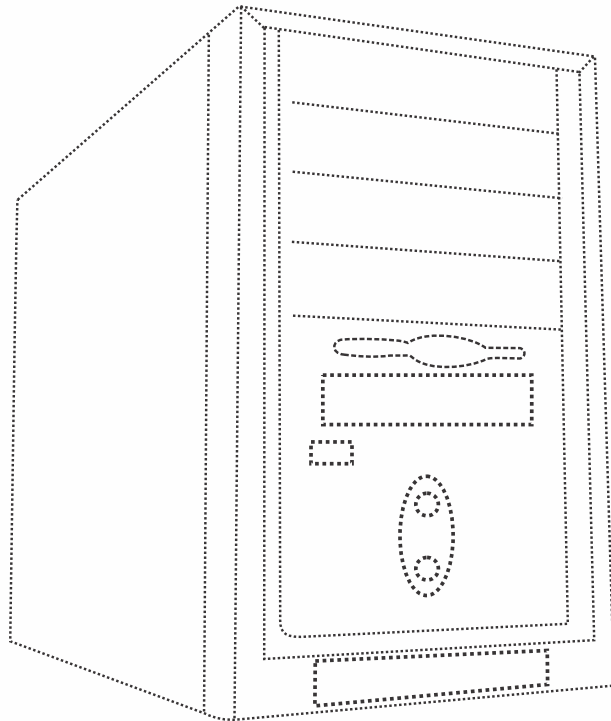


The brain of
Computer.

My activity:-



1. Join the dots and colour the picture.



2. Match the pictures:



3. Rewrite the jumbled letters

1. _____

M S E O U

2. _____

R O I T O N M

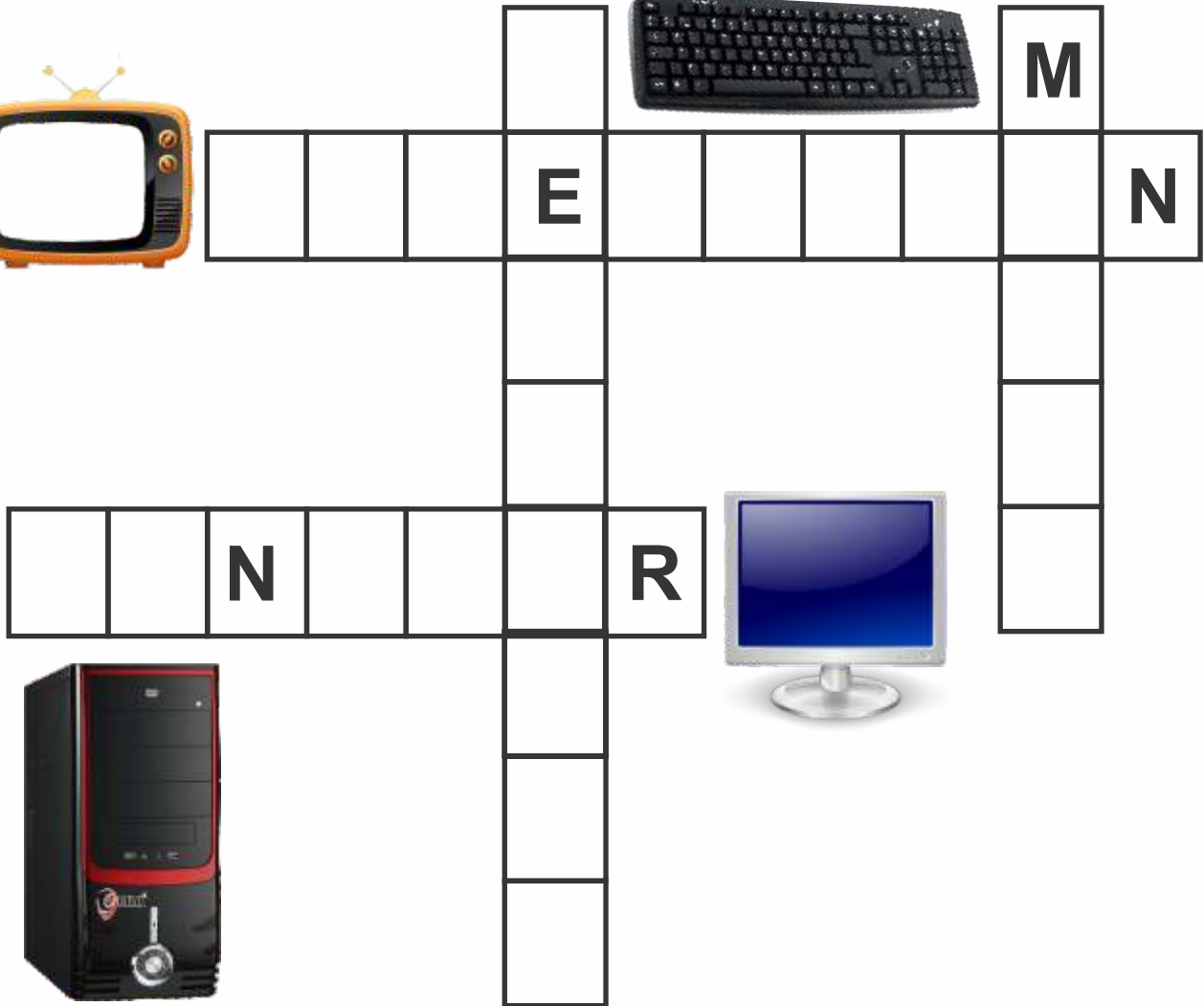
3. _____

D R A B O E K Y

4. _____

P U C

Fill in the crossword using the hints given below:



• Television

• Mouse

• Keyboard

• C.P.U.

• Monitor