



# **LET'S LEARN ENGLISH GRAMMAR & COMPOSITION**

**Part-I**

# LET'S LEARN ENGLISH GRAMMAR & COMPOSITION Part-I

JUNIOR SERIES

Name .....

Class .....

Section .....

Ph. No. ....

**Guidance :** Smt. Reeta Pant, M.A. B.Ed

Principal, GLT Saraswati Bal Mandir Sr. Sec. School,  
Nehru Nagar, New Delhi

**Author :** Indu, B.A., (Programme)

GLT Saraswati Bal Mandir Sr. Sec. School,  
Nehru Nagar, New Delhi

**-: Publishers :-**



## Vidya Bharti Uttar Kshetra

Narayan Bhavan, Lajpat Rai Marg, Kurukshetra

Phone : 01744-259941

E-mail: vbukkr@yahoo.co.in



# *Preface*

Let's Learn English Grammar & Composition is a series of English grammar books for classes 1 to 5. Each book in this series is a perfect combination of a textbook and workbook and is a complete package in itself.

Grammar is the heart of a language, without a strong foundation in language, creative and meaningful communication is not possible. Language without proper grammar is like "**food without salt**".

The purpose of this series is to simplify the use of grammar. Therefore, each topic has been clearly explained with ample practice notes.

Let's Learn English Grammar & Composition aims to help learners find their way slowly but steadily from one class to the other and to strengthen conceptual grasp of the learners through elaborate discussions, definitions, examples and recapitulation of each topic.

*Reeta Pant*

**Principal,**

GLT Saraswati Bal Mandir Sr. Sec. School,  
Nehru Nagar, New Delhi

# INDEX

S. No.	Lesson	Page No.
1.	The Alphabet	1
2.	Naming Words - Name of Things	7
3.	Naming Words - Name of Animals and Birds	8
4.	Naming Words - Name of Persons	10
5.	Naming Words - Name of Places	13
6.	Let us Revise Naming Words	15
7.	One and More Than One	18
8.	Opposite Words	22
9.	Gender	25
10.	Fruits Name	28
11.	Vegetables Name	31
12.	Colours Name	34
13.	Days of the Week	37
14.	Use of A and An	39
15.	Action Words (Verbs)	43
16.	Noun Naming Words - Verb Agreement-1	45
17.	Sentences	49
18.	Me and My Family	52

## Lesson-1

# The Alphabet

Read these letters




A	B	C	D	E	F	G	H	I
J	K	L	M	N	O	P	Q	R
S	T	U	V	W	X	Y	Z	

When written like this, they are called **Capital letters**.

Now read these letters.

a	b	c	d	e	f	g	h	i
j	k	l	m	n	o	p	q	r
s	t	u	v	w	x	y	z	



When written like this, they are called **Small letters**.

There are 26 letters in the English **alphabet**.

You begin your name and surname with a capital letter. The other letters in the name are small letters.

**Examples** : Ashu Gupta, Reena Sen

Write your name .....

Write your mother's name .....

Write your father's name .....

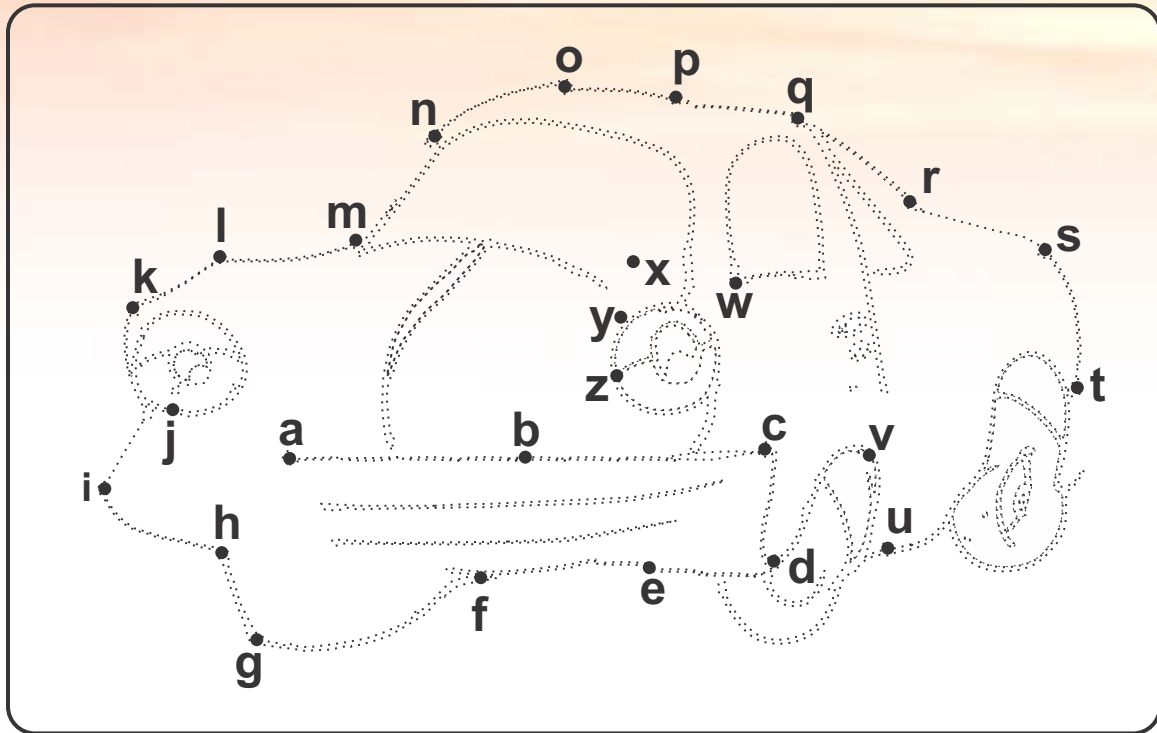
**A. Write the small letters for each capital letter in the boxes given below.**

A	B	C	D	E	F	G	H	I	J	K	L	M
a												
N	O	P	Q	R	S	T	U	V	W	X	Y	Z
n												

**B. Fill in the blanks with the missing letters.**

1. A    \_    \_    \_    \_    \_    \_    \_    \_    K
2. O    \_    \_    \_    \_    \_    \_    \_    \_    Y
3. E    \_    \_    \_    \_    \_    \_    \_    \_    O
4. H    \_    \_    \_    \_    \_    \_    \_    \_    R
5. K    \_    \_    \_    \_    \_    \_    \_    \_    U

C. Join the dots from a to z. Colour the picture.



D. Arrange the names of these animals in alphabetical order.



Hen



Cow



Tiger

1. \_\_\_\_\_

2. \_\_\_\_\_

3. \_\_\_\_\_

There are five special letters in the alphabet family. They are **Aa, Ee, Ii, Oo and Uu**. These are called **vowels**. The other letters are called **consonants**.

**E. Fill in the blanks with a vowel to complete each word. Use capital letters.**



F\_\_X



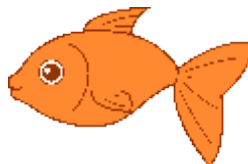
N\_\_ST



B\_\_Y




C\_\_P



F\_\_SH



D\_\_G



\_\_NT



C\_\_T



SW\_\_N

**F. Circle the words that begin with a vowel.**

snow

axe

farm

horse

lamp

eyes

well

owl

uniform

table

ice

umbrella



# G. Change the middle letter to make a new word.



cup

æ

cap



net

æ

\_\_\_\_\_



cot

æ


\_\_\_\_\_



tap

æ

\_\_\_\_\_



hat

æ

\_\_\_\_\_



cab

æ


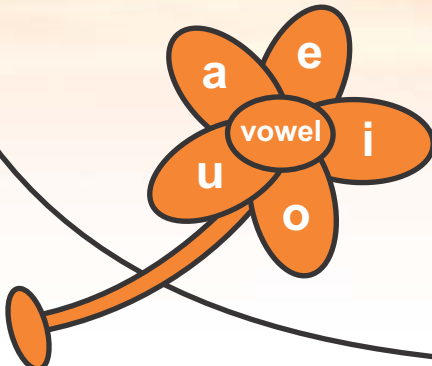
\_\_\_\_\_



## H. Activity

Write the words in the correct vowel box.

bag	bun	pin			
car	sun	van			
mug	pen	bin			
tub	lip	bus			
top	log	cat	hen	get	cob
big	cot	fox	net	sit	



a	e	i	o	u

## Lesson-2

# Naming Words - Name of Things

All things have a name. Just look around and say the names of four things you can see.

Write the names of things shown in the pictures with the help of words in the box below.

car	hut	bell	drum	hat
cap	well	pencil	book	



\_\_\_\_\_



\_\_\_\_\_



\_\_\_\_\_



\_\_\_\_\_



\_\_\_\_\_



\_\_\_\_\_



\_\_\_\_\_



\_\_\_\_\_



\_\_\_\_\_

## Lesson-3

# Naming words - Name of Animals and Birds

**Animals** and **birds** are living things like you. They also move around, eat and play. **Animals** and **birds** have names too.

A. Here are some animals and birds who live in jungle. Write the names of birds who live on trees in column-I and write the names of animals who live on land in Column II.

crow	fox	owl	pigeon	tiger	deer
sparrow	parrot	zebra	giraffe		



**B. Match the picture with the name of animals and birds.**



giraffe




dog



fish



hen



cow

mouse



parrot



monkey



tiger



deer